







# Libby.

## Navigating the app

### In the footer

- Tap  to search for titles.
- Tap  to open the library collection you were most recently browsing.
- Tap  to see your loans, holds, and tags for all your libraries.
- Tap  to see your timeline.

### In the ☰ menu

- Tap **Manage Notifications** to change your notification settings. Once set up, in-app ("menu badge") notifications appear at the top of the menu.
- Tap a library (under "Your Libraries") to browse their collection.
- Tap **Cards +** (under "Your Libraries") to see your saved library cards.
- Tap **Add Library** to find another library.
- Tap **Get Some Help** to search for answers to your questions, find solutions to common problems, or suggest an idea.
- Tap **Take Our Survey** to answer a quick survey about Libby.
- Tap **Settings** to customize your experience in Libby.